

# SANDS®

— SINCE 1895 —

**THE FIRST NAME IN LEVELS**

MADE IN USA

# PROFESSIONAL LEVELS



Sands Level Online

A Kraft Tool Co.® Brand

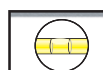
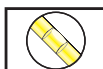
## Professional Cast Aluminum Levels 6 Sizes

Contractor's red, super hard professional surface

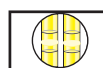


**Durable cast aluminum**  
**Will not warp**  
**Will not rust**

No.	Length	Vials
SL1212	12" (305mm)	4
SL1818	18" (457mm)	6
SL2424	24" (610mm)	6
SL2828	28" (711mm)	6
SL3030	30" (762mm)	6
SL4848	48" (1219mm)	6
SL18YA18	18" (457mm)	5 (45 Degree Vial)
SL24YA24	24" (609mm)	5 (45 Degree Vial)



Precision milled frame for accurate work surface



Solid Set **Cat's Eye Yellow** double bent vials for accuracy with protective lenses

### Cast Aluminum Level Repair Kit

Includes: (6) lenses, (6) paper rings, (1) 8 oz. painter's putty and (1) aluminum putty tool  
**No. SL010**

**Guaranteed accurate to .0004" per inch**


## Professional Cast Aluminum Plumber's Level

Graduated 1/10" ruler on working surface on contractor's red edge



**Durable cast aluminum**  
**Will not warp**  
**Will not rust**

No.	Length	Vials
SL2424P	24" (610mm)	4



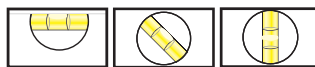
Top-reading vial



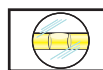
Threaded cap screw to adjust pitch



Precision milled frame for accurate work surface



Solid Set top-reading vial, 45 degree vial, and twin plumb vials



Protective glass lenses with **Cat's Eye Yellow** double bent vials for accuracy

**Guaranteed accurate to .0004" per inch**

## Professional Top-Reading Magnetic Aluminum Extruded Levels

Full length magnetic strip

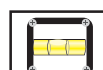


No.	Length	Vials
SLPML18	18" (457mm)	3
SLPML24	24" (610mm)	3
SLPML36	36" (914mm)	3
SLPML48	48" (1219mm)	3
SLPML72	72" (1829mm)	5
SLPML96	96" (2438mm)	5

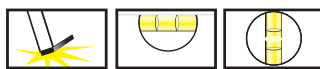
Top-reading level



Heavy-duty extruded aluminum I-beam frame with strong magnetic strip



Special replaceable Solid Set acrylic Roto Vial® feature for accurate leveling in all directions



Shock absorbent end caps, **Cat's Eye Yellow** vials, top-reading window for the level vial, and two plumb vials

# SANDS PROFESSIONAL LEVELS

## Wood Level Repair Kit

Includes: (6) lenses, (1) 8 oz. painter's putty, (1) aluminum putty tool and (1) 2 oz. raw linseed oil  
No. SL011

## Professional Top-Reading Mahogany I-Beam Levels



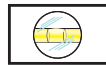
Heavy-duty aluminum I-beam frame for extra strength



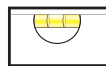
No.	Length	Vials
SLTMI-24	24" (610mm)	5
SLTMI-48	48" (1219mm)	5



Shock absorbent rubber end caps



5 solid set **Cat's Eye Yellow** double bent vials with protective glass lenses



Adjustable top vial for accuracy

Guaranteed accurate to .0004" per inch

## Professional Walnut/Maple Laminated Levels

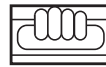


Premium grade walnut/maple with flat stainless steel binding and wrap around end caps

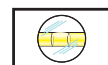
No.	Length	Vials
SLWML24	24" (610mm)	6
SLWML36	36" (914mm)	6
SLWML42	42" (1067mm)	6
SLWML48	48" (1219mm)	6



Six Solid Set **Cat's Eye Yellow** double bent vials for accuracy



Two large hand holes and one hang hole



**Double strength** glass lenses

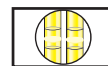
Guaranteed accurate to .0004" per inch

## Professional Mahogany Flat Brass Levels



Solid flat brass trim with screws makes it more durable

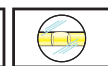
No.	Length	Vials
SL22BY24	24" (610mm)	6
SL22BY36	36" (914mm)	6
SL22BY42	42" (1067mm)	6
SL22BY48	48" (1219mm)	6



Six Solid Set **Cat's Eye Yellow** double bent vials for accuracy



Two large hand holes and one hang hole



Shock absorbent rubber end caps and protective glass lenses

Guaranteed accurate to .0004" per inch

## Professional Door Jamb Level

Use as a straightedge or for setting door jams



No.	Length	Vials
SLMA78R	77-3/4" (1975mm)	8



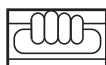
Adjustable solid aluminum rollers for checking plumb of door



Heavy-duty aluminum I-beam frame for extra strength




Eight Solid Set **Cat's Eye Yellow** double bent vials



Large hand holes and shock absorbent rubber end caps

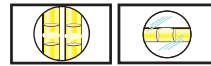
## Professional Mahogany I-Beam Levels



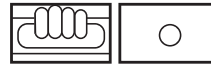
Heavy-duty aluminum I-beam frame for extra strength

No.	Length	Vials
SLMA24	24" (610mm)	6 w/ hand grooves
SLMA36	36" (914mm)	6
SLMA42	42" (1067mm)	6
SLMA48	48" (1219mm)	6
SLMA72	72" (1829mm)	8

- Made from the finest selection of mahogany wood



Six Solid Set **Cat's Eye Yellow** double bent vials for accuracy with protective glass lenses




Two large hand holes and one hang hole



Shock absorbent rubber end caps

**Guaranteed accurate to .0004" per inch**

## Professional Brass Bound Mahogany Levels



Angle bound brass binding embedded in wood for extra strength

No.	Length	Vials
SL12AB18	18" (457mm)	6 no hand holes
SL12AB24	24" (610mm)	6
SL12AB28	28" (711mm)	6
SL12AB36	36" (914mm)	6
SL12AB42	42" (1067mm)	6
SL12AB48	48" (1219mm)	6

- Made from the finest selection of mahogany wood



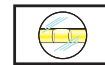
Solid Set **Cat's Eye Yellow** double bent vials for accuracy



Two large hand holes and one hang hole




Shock absorbent rubber end caps



Protective glass lenses

**Guaranteed accurate to .0004" per inch**

## Professional Stainless Steel Bound Mahogany Levels



Angle bound **NO RUST** stainless steel binding on all edges

No.	Length	Vials
SL44SB-24	24" (610mm)	6
SL44SB-36	36" (914mm)	6
SL44SB-42	42" (1067mm)	6
SL44SB-48	48" (1219mm)	6

- Made from the finest selection of mahogany wood
- No Rust Stainless Steel Bindings



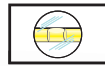
Solid Set **Cat's Eye Yellow** double bent vials for accuracy



Two large hand holes and one hang hole



Shock absorbent rubber end caps



Protective glass lenses

## Professional Level Cases



Easy hang hook



**Available in 6 sizes 24" to 96"**

- Will protect and prolong the life of the level
- Easy open/close end with peg hook for hanging
- Durable high-impact styrene
- Opening measures 1-1/4"x2-1/2"
- Available in 6 sizes
- Fits most levels


No.	Length
SLPLC24	24" (610mm)
SLPLC36	36" (914mm)
SLPLC42	42" (1067mm)
SLPLC48	48" (1219mm)
SLPLC72	72" (1829mm)
SLPLC96	96" (2438mm)




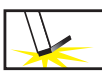
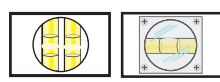
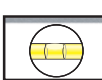
# SANDS PROFESSIONAL LEVELS



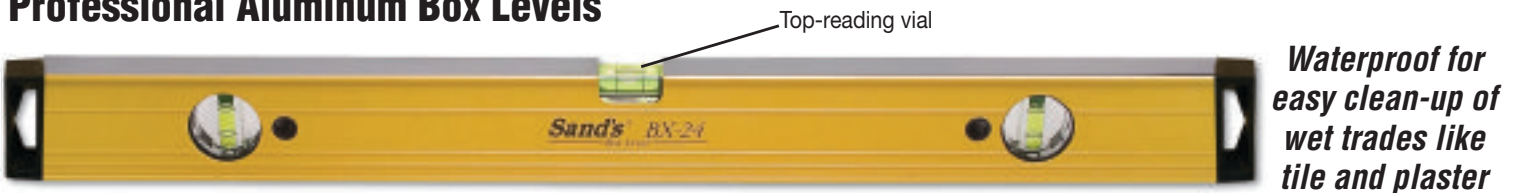
## Professional Aluminum Extruded Levels



No.	Length	Vials
SLHD18	18" (457mm)	6
SLHD24	24" (610mm)	6
SLHD28	28" (711mm)	6
SLHD30	30" (762mm)	6
SLHD36	36" (914mm)	6
SLHD42	42" (1067mm)	6
SLHD48	48" (1219mm)	6
SLHD72	72" (1829mm)	10 (NO END CAPS)
SLHD78	78" (1981mm)	10 (NO END CAPS)
SLHD96	96" (2438mm)	10 (NO END CAPS)

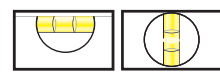
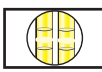
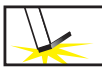
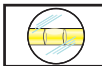
-  Heavy-duty extruded aluminum I-beam frame
-  Strong, lightweight frame with shock absorbent end caps
-  Adjustable **Cat's Eye Yellow** double bent vials for accuracy with replaceable protective plastic lenses and vials
-  Precision milled frame for accurate work surface

## Professional Aluminum Box Levels



No.	Length	Vials
SLBX24*	24" (610mm)	3
SLBX48*	48" (1219mm)	3
SLBX72*	72" (1829mm)	3

- Heavy-duty extruded aluminum frame
- Powder coated for long lasting finish
- Frame will not warp or twist

-  Top-reading window for level vial, one horizontal and two plumb vials
-  **Cat's Eye Yellow** vials are accurate and consistent
-  Shock absorbent end caps
-  Protective plastic lenses


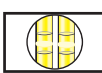
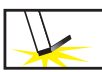
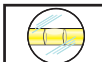
**Guaranteed accurate to .02" per inch**

## Professional Aluminum Box Levels with Hand Holes



No.	Length	Vials
SLBX24HH*	24" (610mm)	3
SLBX48HH*	48" (1219mm)	3
SLBX72HH*	72" (1829mm)	3

- Soft cushioned, comfortable hand holes
- Heavy-duty extruded aluminum frame
- Powder coated for long lasting finish

-  Top-reading window for level vial, one horizontal and two plumb vials
-  **Cat's Eye Yellow** vials are accurate and consistent
-  Shock absorbent end caps
-  Protective plastic lenses



**Sands Level  
& Tool  
Since 1895**



# SANDS PROFESSIONAL LEVELS

## Professional Magnesium Extruded Levels



No.	Length	Vials
SL024	24" (610mm)	6
SL028	28" (711mm)	6
SL048	48" (1219mm)	6
SL060	60" (1524mm)	8
SL072	72" (1829mm)	10
SL096	96" (2438mm)	10



**30% lighter  
than aluminum**



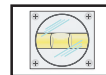
High quality Extrude-Lite™ Magnesium I-beam frame is strong and 30% lighter than aluminum frame levels



Adjustable **Cat's Eye Yellow** double bent vials for accuracy

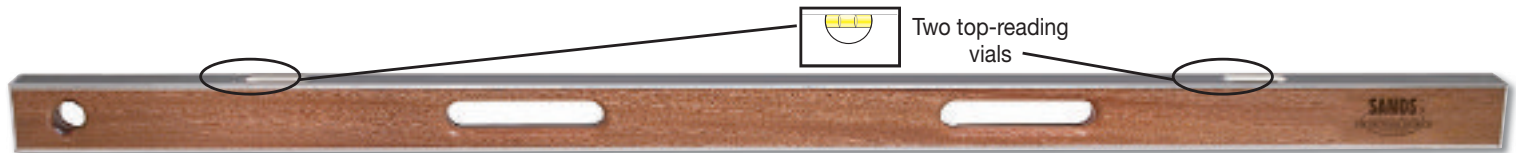


Shock absorbent end caps



Replaceable protective plastic lenses & vials

## Professional Asphalt Mahogany I-Beam Level

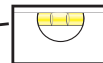


No.	Length	Vials
SLAL48	48" (1219mm)	2

- Designed to be used in asphalt construction - **NO plastic parts**
- Made from the finest selection of mahogany wood



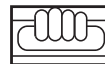
Heavy-duty aluminum I-beam frame for extra strength



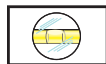
Two top-reading vials



Two top-reading **Cat's Eye Yellow** vials for accuracy



Two large hand holes and one hang hole for hanging



Protective glass lenses

**Guaranteed accurate to .0004" per inch**

## Professional Combo Packs

No.	Description
SL4848CAT	48" Cast Aluminum Level w/ Case & Torpedo Level
SL2424C	24" Cast Aluminum Level w/ Case
SL4848C	48" Cast Aluminum Level w/ Case
SL12AB24C	24" Brass Bound Level (w/ hand grooves) w/ Case
SL12AB48C	48" Brass Bound Level w/ Case
SLWML24C	24" Walnut/Maple Laminated Level w/ Case
SLWML48C	48" Walnut/Maple Laminated Level w/ Case



SL4848CAT



SL2424C  
SL4848C



SL12AB24C  
SL12AB48C



SLWML24C  
SLWML48C

# SANDS CONTRACTOR LEVELS



## Contractor Extruded Aluminum Levels



Easy-to-read English/Metric rule

No.	Length	Vials
SLSC2212	12" (305mm)	2
SLSC2418	18" (457mm)	4
SLSC3624	24" (610mm)	6
SLSC3628	28" (711mm)	6
SLSC3636	36" (914mm)	6
SLSC3648	48" (1219mm)	6
SLSC4872	72" (1829mm)	8



Strong, lightweight aluminum I-beam frame



**Cat's Eye Yellow** double bent vials for accuracy with replaceable protective plastic lenses & vial



Two large hand holes and one hang hole



Shock absorbent end caps

## Contractor Magnetic Extruded Aluminum Levels



Easy-to-read English/  
Metric rule on one edge

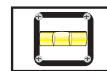
No.	Length	Vials
SLQML24	24" (610mm)	3
SLQML48	48" (1219mm)	3
SLQML72	72" (1829mm)	4



Full length strong magnetic strip



Strong extruded aluminum I-beam frame



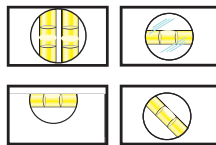
Replaceable Solid Set acrylic Roto Vial<sup>®</sup> feature for accuracy with replaceable protective plastic lenses



Shock absorbing protective end caps

- Good for use on metal studs and door jambs


## Contractor Mahogany Carpenter Levels



Solid Set **Cat's Eye Yellow** bent vials for accuracy with heavy protective glass lenses

Available with top-reading or 45 degree vials

Made from the finest selection of mahogany wood and double sealed with a smooth lacquer finish



No.	Length	Vials
SL67824	24" (610mm)	(1) level vial (1) plumb vial




No.	Length	Vials
SL1024	24" (610mm)	(1) level vial with top-reading and (1) plumb vial with hand grooves



No.	Length	Vials
SL11824	24" (610mm)	(2) level vials and (2) plumb vials

No.	Length	Vials
SL11824A (not shown)	24" (610mm)	(2) level vials, (1) plumb vial and (1) 45 degree vial

With end caps



No.	Length	Vials
SL2018 (not shown)	18" (457mm)	(1) level vial, (1) plumb vial and (1) 45 degree vial with hand grooves

No.	Length	Vials
SL2024	24" (610mm)	(1) level vial, (1) plumb vial and (1) 45 degree vial with hand holes

No.	Length	Vials
SL2048	48" (1219mm)	(1) level vial, (1) plumb vial and (1) 45 degree vial with hand holes

Guaranteed accurate to .0004" per inch



# SANDS UTILITY LEVEL

## Utility Aluminum Extruded Levels



No.	Length	Vials
SLPL218	18" (457mm)	2
SLPL318	18" (457mm)	3
SLPL224	24" (610mm)	2
SLPL324	24" (610mm)	3
SLPL336	36" (914mm)	3
SLPL348	48" (1219mm)	3



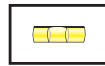
Lightweight extruded aluminum I-beam frame



Two large hand holes



"V" groove on bottom of frame for use on round pipe, conduit or flat surfaces



Replaceable vials (no lenses)

- Engineered to meet the demands of the home handyman



## Professional Drywall T-Squares



- Available in 48" and 54" lengths, 1/8" and 3/16" thickness
- 16" arm for locating studs
- Bright clear anodized extruded aluminum
- Four rivet construction designed for strength
- Easy-to-read black graduations

**4 Rivet Construction**

No.	Description	Carton Qty
SL672	Aluminum 1/8" (3.175mm) Thick, 48" (1,219.2mm) Length	2
SL676	Aluminum 1/8" (3.175mm) Thick, 48" (1,219.2mm) Length	6
SL682	Heavy-Duty Aluminum 3/16" (4.76mm) Thick, 48" (1,219.2mm) Length	2
SL686	Heavy-Duty Aluminum 3/16" (4.76mm) Thick, 48" (1,219.2mm) Length	6
SL692	Heavy-Duty Aluminum 3/16" (4.76mm) Thick, 54" (1,371.6mm) Length	2

## Professional Combination Squares

- Level vial in the head of the square
- Steel scribe and solid brass knurled thumb screw for adjustment
- Easy-to-read permanently etched graduations
- Available with plastic or zinc head
- Ideal for level, plumb and miter work

No.	Description
SLCS0	12" Plastic Head (304.8mm)
SLCS1	12" Zinc Head (304.8mm)
SLCS3	6" Zinc Head (152.4mm)



## Professional Try and Mitre



No.	Description
SL430*	45° - 90°

## Professional Sliding T-Bevel

- Chrome plated steel 8" (203.2mm) blade
- Solid plastic handle with hand groove and thumb locking screw for securing blade
- Used for testing bevels, duplicating angles and rafter cuts

No. SL440\*





# SANDS LEVEL DISPLAY

- 2-Sided, Fast Assembly, Complete with Hooks and Sign
- 28 Popular Wood, Aluminum, Box and Cast Levels
- Level Cases also Included



## Sands Level Display - SL900B

Display dimensions: 80" Tall, 20" Wide, 16" Deep

Qty	No.	Description
2	SLPLC24	24" Level Case
2	SLPLC48	48" Level Case
2	SL2424	24" Cast Aluminum Level
2	SL4848	48" Cast Aluminum Level
2	SLBX24	24" Aluminum Box Level
2	SLBX48	48" Aluminum Box Level
2	SLBX24HH	24" Aluminum Box Level with Hand Holes
2	SLBX48HH	48" Aluminum Box Level with Hand Holes
2	SL12AB24	24" Brass Bound Mahogany Level
2	SL12AB48	48" Brass Bound Mahogany Level
2	SLTMI24	24" Top-Reading Mahogany I-Beam Level
2	SLTMI48	48" Top-Reading Mahogany I-Beam Level
2	SLPML24	24" Top-Reading Magnetic Alum. Extruded Level
2	SLPML48	48" Top-Reading Magnetic Alum. Extruded Level
2	SLMA24	24" Mahogany I-Beam Level
2	SLMA48	48" Mahogany I-Beam Level


## Rapid Square®

- Flat finish to prevent glare
- Durable, lightweight aluminum
- Easy-to-read dark, permanent graduations
- 5 tools in 1 (try square, miter square, protractor, inscriber and saw guide)

No.	Description
SLRS45	Rapid Square® - 7" with Manual
SLRS45B	Rapid Square® - 7" (Bulk pk 30) without Manual



With Manual



## T-Square Junior

- Bright, anodized extruded aluminum, 3/16" thick
- Riveted construction
- Lip catches material for easy cutting and scoring
- Clear black 1/16", 1/8" markings
- Hang hole for easy storage
- Ideal for carpentry and woodworking

No.	Size
SL698	24" x 16"



## Professional Plumb Bobs



### Brass Plumb Bob

- Includes 2 replaceable tips
- Removable cap for easy string installation
- Bright machined finish
- Ideal for finding vertical points

No.	Description
SL40*	Brass Engineer Plumb Bob - 24 oz.
SL41*	Brass Engineer Plumb Bob - 16 oz.
SL43*	Brass Engineer Plumb Bob - 8 oz.




### Steel Plumb Bob

- Bright plated finish
- Machined hexagonal steel
- Removable cap for easy string installation
- Ideal for finding vertical points

No.	Description
SL51*	Hex Steel Plumb Bob - 12 oz.
SL52*	Hex Steel Plumb Bob - 8 oz.
SL51C*	Hex Steel Plumb Bob - 12 oz. carded
SL52C*	Hex Steel Plumb Bob - 8 oz. carded

# KEY TO FEATURES *Features listed below by Squares*



**A. Rafter Framing Rule**

**B. Octagon Scale**

**C. Brace Measure**

**D. 1/100 Scale**

**E. Essex Board Measure**

**F. Reverse Reading Rule**

**G. Metric Equivalents**



**H. Wood Screw Drill Size**

**J. Protractor**

**K. Useful Information**


**L. Nail Information**

**M. Decimal Equivalents**

**N. Screw Thread Gauge**

**O. Board Foot Table**

# CARPENTER SQUARES



## Square Holder

Square holder for displays. Holds up to 15 Squares!  
No. KTCSQHOLDER\*

SLA100R  
Aluminum

SL100RC  
Copper

SL200P  
Polished

SL100RB  
Black

## ANGLE - STAIR GAUGE



No. SL460 - 2 Per Pkg

## Etched Numbers

*Long lasting, easy-to-read permanent etched numbers*

**Features: A, B, C, D, E / Etched Multiple Features**  
**Graduations: 1/16", 1/8", 1/10", 1/12"**

No.	Size	Description
SL100RC	16"x24"	Rafter Square - Steel - <b>Copper</b>
SL100RB	16"x24"	Rafter Square - Steel - <b>Black</b>
SL100RP	16"x24"	Rafter Square - Steel - <b>Polished</b>
SLA100R	16"x24"	Rafter Square - <b>Aluminum</b>

**Features: Rafter, Metric / Etched**  
**Graduations: Centimeters**

No.	Size	Description
SL200C	16"x24"	Rafter Square Metric - Steel - <b>Copper</b>
SL200P	16"x24"	Rafter Square Metric - Steel - <b>Polished</b>
SL800C	8"x12"	Rafter Square Metric - Steel - <b>Copper</b>

**Features: A, Rafter / Etched**  
**Graduations: 1/16", 1/8", Centimeters**

E/M = English/Metric

No.	Size	Description
SL300P	16"x24"	E/M Rafter Square - Steel - <b>Polished</b>

**Features: A, Rafter / Etched**  
**Graduations: 1/8"**

No.	Size	Description
SLSC2C	16"x24"	Rafter Square - Steel - <b>Copper</b>
SLSC2B	16"x24"	Rafter Square - Steel - <b>Black</b>

**Features: H, K, L, O / Etched Multiple Features**  
**Graduations: 1/8", 1/4"**

No.	Size	Description
SL8C	8"x12"	Square - Steel - <b>Copper</b>
SL8B	8"x12"	Square - Steel - <b>Black</b>
SL8P	8"x12"	Square - Steel - <b>Polished</b>

**Features: F / Etched**  
**Graduations: 1/8", 1/4"**

No.	Size	Description
SLSC1C	16"x24"	Standard Square - Steel - <b>Copper</b>
SLSC1P	16"x24"	Standard Square - Steel - <b>Polished</b>
SLSC1A	16"x24"	Standard Square - <b>Aluminum</b>

## Printed Numbers

*General purpose squares, with easy-to-read numbers*

**Features: G, H, J, K, L, M, N, O / Printed Multiple Features**  
**Graduations: 1/8"**

No.	Size	Description
SLSC4P	16"x24"	Printed Square - Steel - <b>Polished</b>
SLSC4A	16"x24"	Printed Square - <b>Aluminum</b>

**Features: Standard / Printed**  
**Graduations: 1/16", 1/8"**

No.	Size	Description
SLSC7B	8"x12"	Printed Square - Steel - <b>Black</b>

**Features: A, B, C, E / Printed Multiple Features**  
**Graduations: 1/16", 1/12", 1/10", 1/8"**

No.	Size	Description
SLSC6B	16"x24"	Printed Square - Steel - <b>Black</b>
SLSC6A	16"x24"	Printed Square - <b>Aluminum</b>

## Etched Numbers

*Long lasting, easy-to-read permanent etched numbers*

**Features: Etched**  
**Graduations: 1/8", millimeters**

E/M = English/Metric

No.	Size	Description
SL400P	16"x24"	English / Metric - Steel - <b>Polished</b>
SL800P	8"x12"	English / Metric - Steel - <b>Polished</b>

## Professional Meter Stick - 39.37" Length

39.37" = 1 Meter

- Bright anodized extruded aluminum
- Easy-to-read black graduations
- Convenient metric conversion tables printed on back

No.	Description
SLM39	Meter Stick = 39.37"

## Professional Rules or Yard Sticks

- Bright anodized extruded aluminum
- Easy-to-read black graduations
- Rules are reverse reading

No.	Description
SLAR12	Rule - 12"x1-1/8" (304.8mm x 28.575mm)
SLAR18	Rule - 18"x1-1/8" (457.2mm x 28.575mm)
SLAR24	Rule - 24"x1-1/8" (609.6mm x 28.575mm)
SLAYS36	Yard Stick 1 Sided - 36"x1-1/8" (914.4mm x 28.575mm)
SLAYS362	Yard Stick 2 Sided - 36"x1-1/8" (914.4mm x 28.575mm)


## Professional Straightedges

- Bright anodized extruded aluminum
- Easy-to-read black graduations
- Reverse reading

- **7 Sizes 18" - 96"**
- **"T" Denotes THICK 3/16" Blade**

No.	Description
SLASE18	18"x2"x1/8" (457.2mm x 50.8mm x 3.175mm)
SLASE18T	18"x2"x3/16" (457.2mm x 50.8mm x 4.76mm)
SLASE24	24"x2"x1/8" (609.6mm x 50.8mm x 3.175mm)
SLASE24T	24"x2"x3/16" (609.6mm x 50.8mm x 4.76mm)
SLASE36	36"x2"x1/8" (914.4mm x 50.8mm x 3.175mm)
SLASE36T	36"x2"x3/16" (914.4mm x 50.8mm x 4.76mm)
SLASE48	48"x2"x1/8" (1,219.2mm x 50.8mm x 3.175mm)
SLASE48T	48"x2"x3/16" (1,219.2mm x 50.8mm x 4.76mm)
SLASE60	60"x2"x1/8" (1,524mm x 50.8mm x 3.175mm)
SLASE72	72"x2"x1/8" (1,828.8mm x 50.8mm x 3.175mm)
SLASE72T	72"x2"x3/16" (1,828.8mm x 50.8mm x 4.76mm)
SLASE96	96"x2"x1/8" (2,438.4mm x 50.8mm x 3.175mm)

## Professional Aluminum T-Squares



- Bright anodized extruded aluminum
- Easy-to-read black graduations
- Accurate 90 degree angle

No.	Description
SLATS18	18"x2" (457.2mm x 50.8mm)
SLATS24	24"x2" (609.6mm x 50.8mm)
SLATS30	30"x2" (762mm x 50.8mm)
SLATS36	36"x2" (914.4mm x 50.8mm)
SLATS48	48"x2" (1,219.2mm x 50.8mm)

## Professional Drywall Square with Lip



- Bright, clear anodized aluminum
- Easy-to-read black numbers and graduations
- Perfect for jobs where a smaller tool is needed
- Lip catches board for easy placement and cutting of drywall board or sheet material

No.	Description
SL694	16"x24" with Lip (406.4mm x 609.6mm)





- All Torpedo Levels come with
- One Level Vial
  - One Plumb Vial
  - One 45 Degree Vial

# TORPEDO & SPECIALTY LEVELS

## Professional 9" Aluminum Torpedo Level-3 Vial

No. SLSC50 Size 9" (229mm)



## Professional 9" Magnetic Aluminum Torpedo Level-3 Vial

No. SLSC50M Size 9" (229mm)



## Contractor 9" Magnetic Plastic Torpedo Level-3 Vial

No. SLPT12M\* Size 9" (229mm)



## Utility (DIY) 9" Magnetic Plastic Torpedo Level-3 Vial

No. SLPT9M\* Size 9" (229mm)



SL420\*  
Magnetic Base



SL410\*

## Contractor Dial Levels

- Easy-to-read degree graduations for setting angles
- Available magnetic and non-magnetic

No.	Description
SL410	Non-Magnetic
SL420	Magnetic



## Utility Magnetic Post Level

- High impact plastic body
- 90 degree bend
- Hooks quickly to any post

No. SL470\* Vials 3

## Professional Specialty Levels

### A) Aluminum Line and Surface Level

No.	Length	Vials
SLSC55	3" (76mm)	1

### B) Aluminum Pocket Level

No.	Length	Vials
SL556	5" (127mm)	1



A



B

### C) Plastic Line Level

No.	Length	Vials
SLPLL3	3" (76mm)	1



C

### D) Cross Check Level

No.	Vials
SL480*	2



D



E

### E) Bull's Eye Level

No. SL400\*

## Contractor Carpenter Pencils



No.	Description
SL450	Carded (2 per)
SL450B	Bulk Pack 72 (not carded)

## Contractor Angle - Stair Gauge

- Solid brass
- Attach to metal carpenter square for accurate, repeat angle cuts on rafters, stairs, etc.

No.	Description
SL460	(2) per card



## Contractor Clear Redwood Floats

No.	Size
SL529	12"x5" (304.8mm x 127mm)
SL528	15"x3-1/2" (381mm x 88.9mm)



SL529



SL528  
Beveled Front